



**REPICH SPORT  
& SHOOTING SA**

PARTNER OF



**MORINI CM162EI / 84E / 200EI  
BLUETOOTH ELECTRONIC BOARD**

**FIRMWARE UPDATE**



**TRADITIONAL SWISS PRECISION**

# **Firmware Update Manual**

## **Bluetooth Electronic Boards**

**This guide explains how to update the Bluetooth firmware of your electronic board using your smartphone.**

**Follow this guide step by step to successfully update your Bluetooth electronic board.**

**1**

## **Download the DFU Application**

Open the Play Store or Apple Store on your smartphone and download the following application:

### **nRF Device Firmware Update (DFU)**

#### **Apple App Store**

**<https://apps.apple.com/it/app/nrf-device-firmware-update/id1624454660>**

#### **Google Play Store**

**<https://play.google.com/store/apps/details?id=no.nordicsemi.android.dfu&hl=it>**

**Once the application is installed, proceed with the next steps.**

## 2

## Download the Firmware update ZIP

Open the internet browser on your smartphone.

1. Go to the website: [www.repichsport.ch](http://www.repichsport.ch)
2. Open the page "Electronic Board Update".
  - a. <https://www.repichsport.ch/electronic-board-update>
3. Scroll down to the button:
  - a. Download Firmware Update 2.0
4. Download the ZIP file.

The file will automatically be saved in the Download folder on your smartphone.

# 3

## Install the Firmware using the DFU App

1. Open the DFU nRF Device Firmware Update application.
2. Select the firmware file:
  - Press Select File
  - Open the Download folder
  - Select the file: **morini\_v2.0.0\_dfu (final).zip**
3. Turn on your pistol.
4. Press Select Device and pair your pistol via Bluetooth.
  - a. The device will appear with a name similar to Morini-3697
5. Press Start to begin the update.

During the installation:

- **the red LED will remain steadily ON**
- **do not turn off the pistol**
- **do not close the application**

# 4

## Update Completion

### When the update is finished:

1. The red LED will flash 3 times
2. The blue LED will flash 2 times

### At this point:

1. Turn the pistol OFF.
2. Turn the pistol ON again.

**The firmware update is now complete.**



# 5

## Support

If you encounter any issues during the update process, please do not hesitate to contact us.

We will be happy to assist you.

We sincerely thank you for the trust you place in our products.

Our team remains at your disposal for any assistance and we are always committed to providing you with the best possible support.

Morini Competition Arm SA & Repich Sport



**REPICH SPORT  
& SHOOTING SA**

PARTNER OF





# **Firmware Update Manual**

**Bluetooth Electronic Boards**

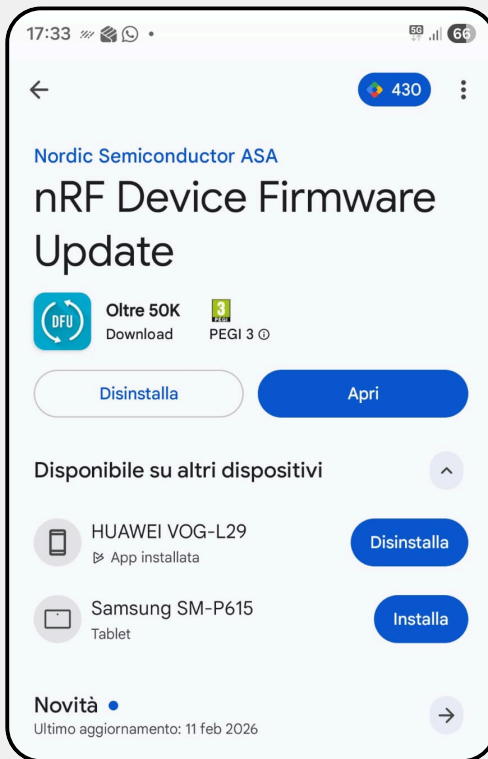
# **Visual Guide**



1

## Visual Guide Firmware Update

**Open the Play Store or Apple Store on your smartphone, search DFU and download it**



**\* Screenshot from the Google Play Store**

2

Download the Firmware  
update ZIP

Open the internet browser on  
your smartphone.

Go to the website:  
[www.repichsport.ch](http://www.repichsport.ch)

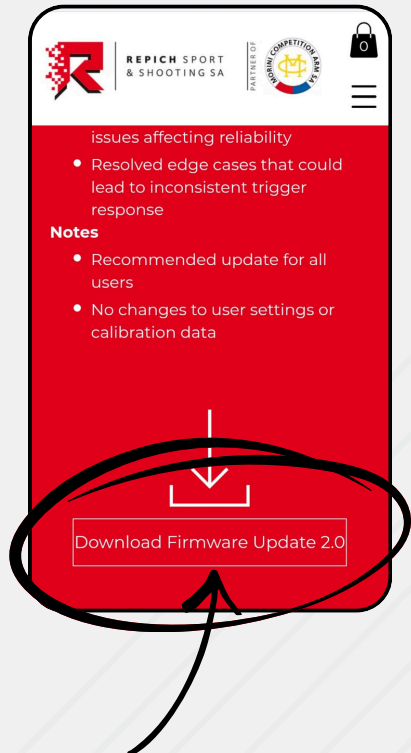


2

## Download the Firmware update ZIP

Open the page  
"Electronic Board Update".

<https://www.repichsport.ch/electronic-board-update>




Download the ZIP file.

**3**

## Install the Firmware using the DFU App

**Open the DFU nRF Device  
Firmware Update application.**

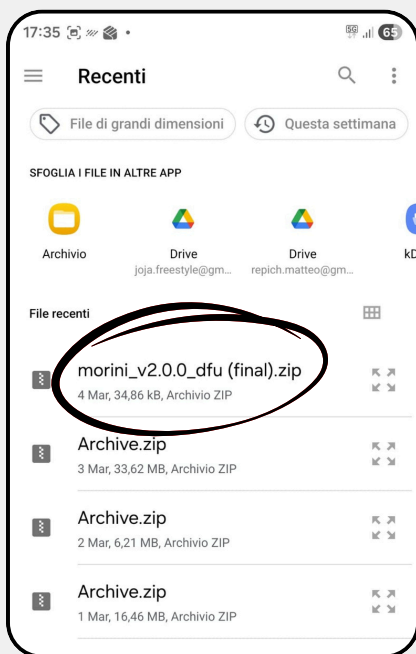
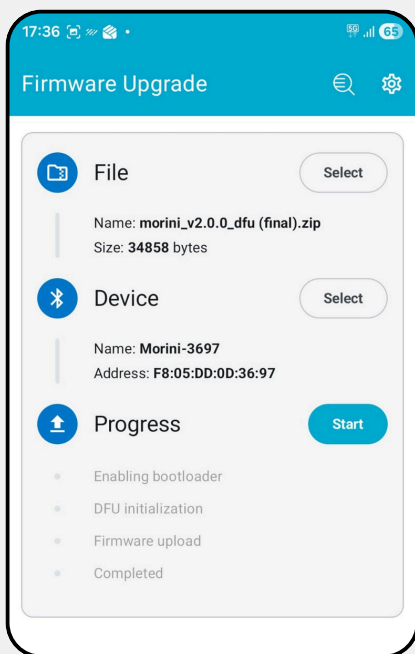


**3**

## Install the Firmware using the DFU App

**Select the firmware file:**

- **Press Select File**
- **Select the file:  
morini\_v2.0.0\_dfu (final).zip**

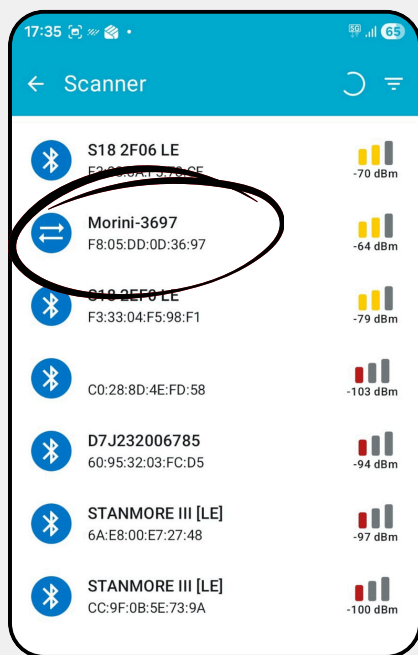
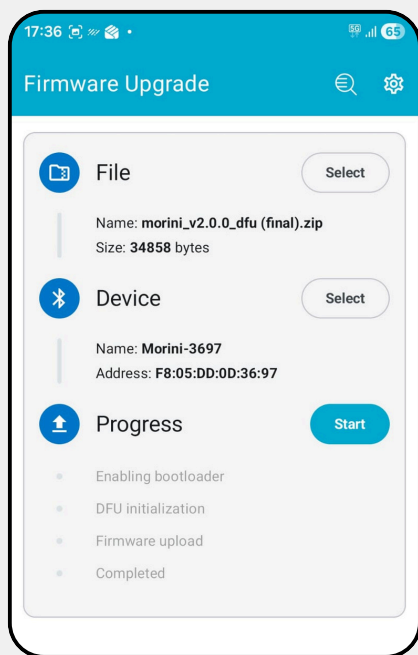


3

## Install the Firmware using the DFU App

Press **Select Device** and pair your pistol via **Bluetooth**.

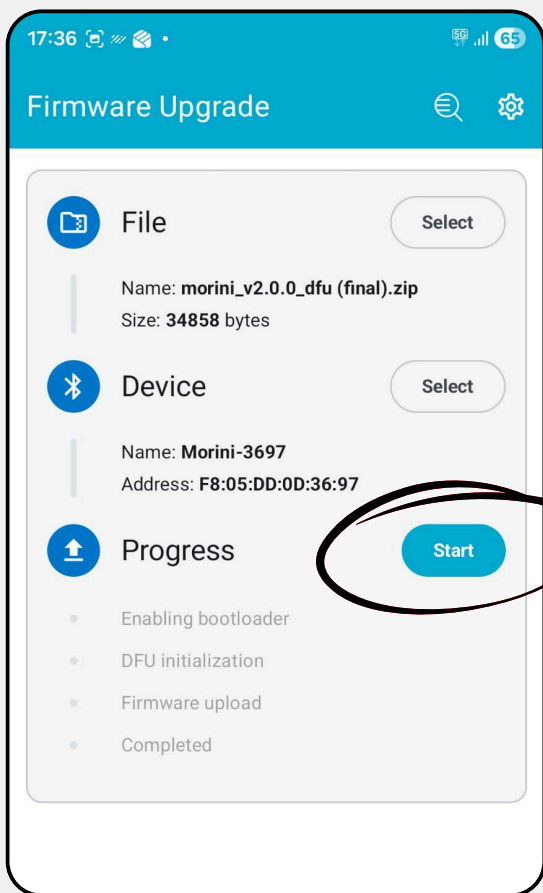
The device will appear with a name similar to **Morini-3697** and press on it



3

## Install the Firmware using the DFU App

**Press Start to begin the update.**



**During the installation:  
the red LED will remain steadily ON  
do not turn off the pistol  
do not close the application**

# 4

## Update Completion

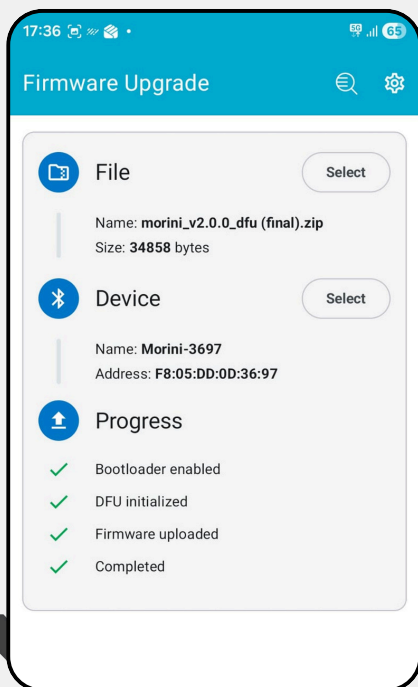
**When the update is finished:**

**The red LED will flash 3 times  
The blue LED will flash 2 times**

**At this point:**

**Turn the pistol OFF.  
Turn the pistol ON again.**

**The firmware update is now  
complete.**





**REPICH SPORT  
& SHOOTING SA**

PARTNER OF



Via ai Gelsi 11  
6930 Bedano  
Switzerland

Phone: +41919352230

Website: [www.repichsport.ch](http://www.repichsport.ch)

Email: [info@repichsport.ch](mailto:info@repichsport.ch)

Follow us on Instagram and Facebook  
<https://www.instagram.com/repichsport/>

<https://www.facebook.com/p/Repich-Sport-Shooting-SA-100066920226822/>



**TRADITIONAL SWISS PRECISION**